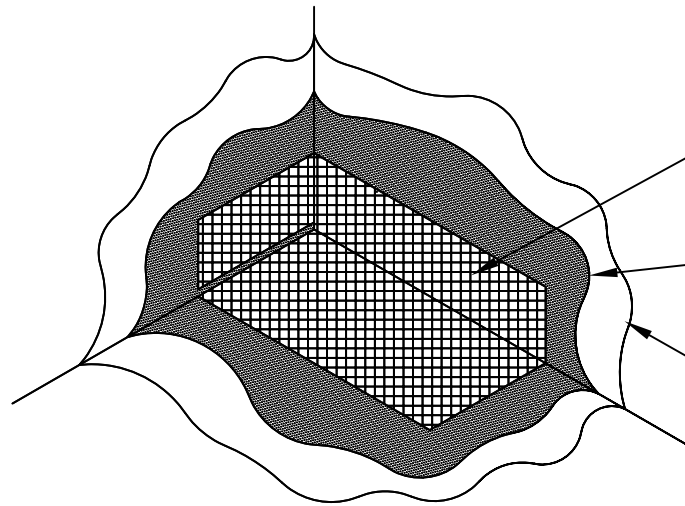


## INSIDE CORNER REINFORCING



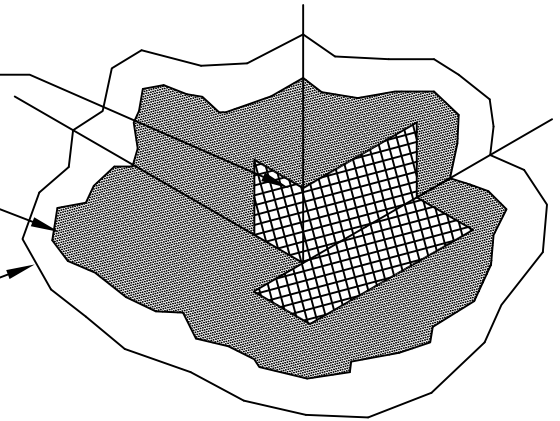
### STEP ONE

CCW 500 REINFORCING MATERIAL - FIRST LAYER

CCW 500 - FIRST COAT - 90 MILS

CCW-PRIMER OR CCW-CONTACT ADHESIVE

## OUTSIDE CORNER REINFORCING

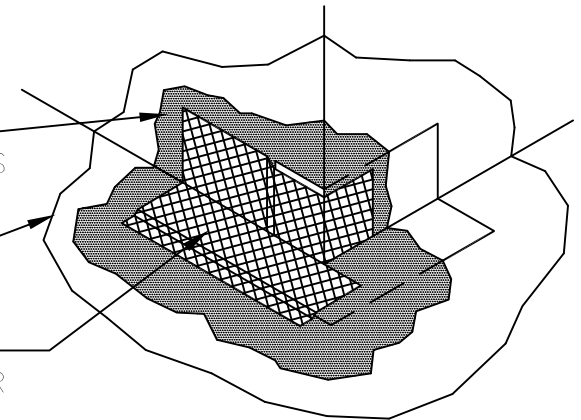
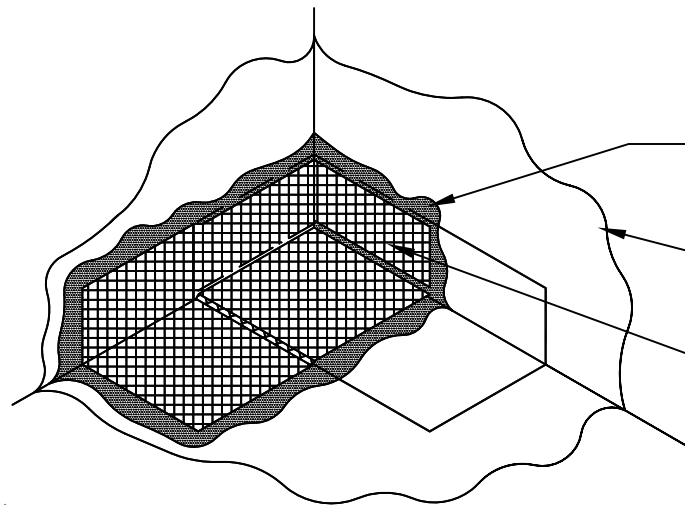


### STEP TWO

CCW 500 - SECOND COAT - 125 MILS

CCW-PRIMER OR CCW-CONTACT ADHESIVE

CCW 500 REINFORCING MATERIAL - SECOND LAYER



#### NOTE:

FOR REINFORCING MATERIAL USE EITHER CCW-500 REINFORCING FABRIC, CCW-711-90 OR CCW-UNCURED NEOPRENE FLASHING

### STEP THREE

APPLY A TOP COAT OF CCW 500 COMPLETELY COVERING ALL EXPOSED REINFORCING MATERIAL.

500-15A

CORNER REINFORCEMENT

**CARLISLE**

© 2011 CARLISLE CORPORATION